



# Fernco 1070 Series Coupling Installation

Quickly connects ADS and Hancor corrugated polyethylene to PVC pipes.




Loosen the stainless steel clamps. Do not remove clamps from coupling.




Insert the plain spigot end of the PVC pipe into the other end of the flexible coupling.

Tighten clamps to 60 inch-lbs. or torque.



Slide flexible coupling over the end of the corrugated drain pipe, making sure to get the corrugation past the rib on the inside of the coupling.



Pressure test\* before backfilling or concealing joint. Bed and backfill properly.

\*Maximum test pressure  
4.3 PSI (29.6 KPA)

**CAUTION:** Over tightening of clamp on the corrugated pipe end can collapse pipe wall.



United States  
PH: 810-653-9626  
FX: 810-653-8714

[www.fernco.com](http://www.fernco.com)

Canada  
PH: 519-332-6711  
FX: 519-332-8610